

## Constant Contact Survey Results



**Survey Name:** Restaurant Survey

**Response Status:** Partial & Completed





**Filter:** None

1/25/2019 5:22 PM EST

**\*How often do you dine with us?**

Answer	0%	100%	Number of Response(s)	Response Ratio
Frequent diner (daily or weekly)			66	33.0 %
Infrequent diner (monthly or occasionally)			134	67.0 %
<b>Totals</b>			<b>200</b>	<b>100%</b>










**\*What type of food would be most appealing?**

Answer	0%	100%	Number of Response(s)	Response Ratio
Italian			108	54.2 %
American			79	39.6 %
Hispanic/Carribbean			56	28.1 %
Other			59	29.6 %
<b>Totals</b>			<b>199</b>	<b>100%</b>



**\*Would it be best for The Towers if the restaurant were:**

Answer	0%	100%	Number of Response(s)	Response Ratio
Casual			163	81.5 %
Upscale			49	24.5 %
<b>Totals</b>			<b>200</b>	<b>100%</b>

**\* RESTAURANT:** Please check those which might encourage residents to become more frequent customers. (Please select your top four)

Answer	0%	100%	Number of Response(s)	Response Ratio
Lighter or more casual menu items such as salads and sandwiches			122	61.0 %
Lunch service daily or on weekends			122	61.0 %
Children's menu			79	39.5 %
Healthy menu choices (low-cal, vegetarian, etc.)			86	43.0 %
More specials and/or discounts for residents only			137	68.5 %
Special Promotions (ladies day, 2 for 1, early bird)			69	34.5 %
Weekend or entertainment nights			63	31.5 %
Seasonal change of menu every three months			90	45.0 %
Sell convenience store items in the small dining room			46	23.0 %
<b>Totals</b>			<b>200</b>	<b>100%</b>

**\* BAR:** Please check those which might encourage residents to become more frequent customers. (Please select your top three)

Answer	0%	100%	Number of Response(s)	Response Ratio
Happy Hours featuring "drink specials"			118	59.2 %
Bar menu (tapas, sandwiches, fries, wings, snack items, etc.)			162	81.4 %
Expanded beer and wine selection			58	29.1 %
Sports bar special events (super bowl, world cup, etc.)			84	42.2 %
Other			11	5.5 %
<b>Totals</b>			<b>199</b>	<b>100%</b>

**\* POOL & PATIO AREA: Would you like services by the pool and patio area? If YES, what would you like offered?**

Answer	0%	100%	Number of Response(s)	Response Ratio
Light casual menu such as salads, sandwiches, burgers and hot dogs?			175	87.5 %
Walk-up area to order and pick up?			115	57.4 %
Attendant to take and deliver orders on weekdays, weekends, or both?			89	44.5 %
Other			8	4.0 %
<b>Totals</b>			<b>200</b>	<b>100%</b>

Please enter the information indicated below.

Answers	Number of Response(s)
First Name	174
Last Name	174
Apartment	174